

CONTENTS

Important Telephone Numbers	3
Shelters with Wheelchair Access	6
Emergency Shelter Regulations	7

CATEGORY 1 PUBLIC SHELTERS

Christ Church	9
St. George	9
St. James	9
St. John	10
St. Joseph	10
St. Lucy	10
St. Michael.....	10
St. Peter	11
St. Philip	11
St. Thomas	12

CATEGORY 1 PUBLIC SHELTERS - PRIVATELY OWNED

St. Andrew.....	14
St. James	14
St. Lucy	14
St. Michael.....	14
St. Philip	15

CATEGORY 2 PUBLIC SHELTERS

Christ Church	17
St. Andrew.....	17
St. George	17
St. James	18
St. John	18
St. Joseph	18
St. Lucy	19
St. Michael.....	19
St. Philip	20
St. Thomas	21

CATEGORY 2 PUBLIC SHELTERS - PRIVATELY OWNED

Christ Church	23
St. George	23
St. Lucy	23
St. Michael.....	23
St. Peter	24
St. Philip	24

ADDITIONAL SHELTER INFORMATION

Household Disaster Supply Kit 25
Emergency Sheltering 26
 Before you Leave Home 27
 When you are Leaving Home 28
At the Shelter 29
Things to do at the Start of the Hurricane Season..... 30
What to do when A Hurricane Watch is Given..... 31
What to do when A Hurricane Warning is Given 32
What to do with your Pets..... 33
Hurricane Terms..... 34
List of District Emergency Organisations..... 36
Notes 38

IMPORTANT TELEPHONE NUMBERS

Name	Work Address	Home Address
Mrs. Karen Best Chief Shelter Warden	Chief Education Officer Ministry of Education, Technological and Vocational Training Elsie Payne Complex Constitution Road, St. Michael	Lot 18 Balls Land Christ Church Tel: 420-3861 (H) Tel: 535-0609 (W)
Mrs. Joy Adamson Deputy Chief Shelter Warden	Deputy Chief Education Officer Ministry of Education, Technological and Vocational Training Elsie Payne Complex Constitution Road, St. Michael	288 Ruby Park St. Philip Tel: 271-8871 (H) 535-0613 (W)
Dr. Roderick Rudder Deputy Chief Shelter Warden	Deputy Chief Education Officer Ministry of Education, Technological and Vocational Training Elsie Payne Complex Constitution Road, St. Michael	#81 Bakers Terrace St. James Tel: 422-8014 (H) 535-0614 (W)
Ms. Kerry Hinds	Director Department of Emergency Management (DEM)	439-8725 (H) 438-7575 (W)
DEM Secretariat	#30 Warren's Industrial Park St. Michael	438-7575 421-8768 421-6736 421-7846 421-2119 421-8612 (Fax)
Police Department		211/430-7100
Fire Service		311/535-7824
Queen Elizabeth Hospital		436-6450
Emergency Ambulance Service		511
Barbados Defence Force		536-2000

FOREWORD

This Emergency Shelters Booklet has been updated to facilitate communication in times of disaster.

The booklet includes the names, addresses and telephone numbers of key personnel and agencies in addition to Senior Wardens, Deputy Senior Wardens and Emergency Wardens. This information is only current up to the time of printing since shelter staff may not be performing their substantive assignments for one reason or another during the period of the event. However, in such cases Shelter Wardens are requested to inform the Chief Shelter Warden as soon as possible so that changes may be disseminated.

While every effort is being made to have this Ministry's annual civil works done during the school's summer vacation, it is expected that some schools will be unavailable as shelters.

You are reminded that there are several natural and man-made hazards, some of them potentially more destructive than hurricanes. These include earthquakes, tsunamis, fires, oil spills and aircraft crashes to mention only a few.

Shelters are listed in two categories, as follows:

- Category 1 - Shelters which may be used during a hurricane or other hazard event.
- Category 2 - Shelters which may be used if they are still in a reasonable condition after a hazard event or disaster.

It should be stressed that persons who seek refuge in shelters do so at their own risk. It is therefore recommended that your home or the home of a relative or friend should always be your first option for sheltering. If you plan to remain at home, a safe room would essentially be the room with the least number of openings (windows and doors) to the outside, such as a bathroom or walk-in closet.

Persons are however advised to prepare emergency kits in case they have to go to a shelter. Non-perishable food items should be included to last for at least three (3) days.

The Ministry takes this opportunity to thank all persons who are rendering national service as Senior Wardens, Deputy Senior Wardens and Emergency Senior Wardens as well as those who assist with the work of the Department of Emergency Management (DEM).

This Booklet should be easily accessible in case a disaster. Please be aware that a list of shelters will be published in all local media and on the social media platforms of the Ministry of Education, Technological and Vocational Training, the Department of Emergency Management and the Barbados Government Information Service.

Let us hope that Barbados will again this year be spared the ravages of hurricane or any other disasters.

Mrs. Karen Best
Chief Education Officer
(Chief Shelter Warden)
Ministry of Education, Technological and Vocational Training
Elsie Payne Complex
Constitution Road
St. Michael
Barbados, W.I.

SHELTERS WITH WHEELCHAIR ACCESS

There are fourteen (19) emergency shelters with wheelchair access:

CATEGORY 1

CHRIST CHURCH

Blackman and Gollop Primary School

ST. GEORGE

Cuthbert Moore Primary School

ST. JAMES

Gordon Greenidge Primary School

ST. JOHN

The Lodge School

ST. JOSEPH

Eric Holder Municipal Complex

ST. LUCY

The William Donald George Parish Centre
(St. Lucy Parish Church)

ST. MICHAEL

Dalkeith Methodist Church
Faith Wesleyan Holiness Church
George Lamming Primary School
The University of the West Indies

ST. PETER

Coleridge and Parry Secondary
Roland Edwards Primary School

ST. THOMAS

Hillaby Seventh Day Adventist Church

CATEGORY 2

CHRIST CHURCH

St. Matthias Anglican Church

ST. JAMES

West Terrace Primary School

ST. JOSEPH

St. Bernard Primary School

ST. LUCY

Daryll Jordan Secondary
St. Clement's Anglican Church

ST. MICHAEL

St. Leonard's Boys' School



This logo indicates shelters with wheelchair access.


EMERGENCY SHELTER REGULATIONS

1. The Senior Warden is the supreme authority in the shelter and his/her decision is final.
2. The Emergency Shelter Warden or other Shelter Warden designated by the Senior Warden will be responsible for the Shelter in the absence of the Senior Shelter Warden.
3. The Warden is entitled to call upon any occupant of the Shelter to assist in its operation and every occupant is expected to cooperate to the best of his or her ability.
4. If a State of Emergency is proclaimed at any time under the Emergency Management Act CAP 160A, all persons within the shelter will be subject to Orders made under the Act and will be liable for such penalties as may be imposed for failure to comply.
5. The Senior Warden and all assistants are NOT responsible for any item of personal property of any occupant of the Shelter.
6. The Department of Emergency Management will NOT be liable for any damage to, or loss of, any property belonging to any occupant.
7. Any person who is seen defacing or in any way damaging the Shelter or any item of its furniture or equipment will be prosecuted.
8. Unseemly, indecent or unsocial behavior such as the use of violence, profane language or drunkenness will not be tolerated and will result in prosecution where any such offence is contrary to the law.
9. No smoking will be allowed in an Emergency Shelter.
10. The consumption of alcohol in any form is strictly forbidden in an Emergency Shelter.
11. No firearms will be allowed in an Emergency Shelter.
12. No offensive weapons will be allowed in an Emergency Shelter.

24
CATEGORY 1
PUBLIC SHELTERS

**Shelters which may be used
during a hurricane or
other emergency event.**

Christ Church: Public Category 1 Shelters

Blackman and Gollop Primary CATEGORY 1 Accommodation 70 POTABLE WATER Available	
Christ Church Foundation CATEGORY 1 Accommodation 75 POTABLE WATER Available	
Gordon Walters Primary CATEGORY 1 Accommodation 40 POTABLE WATER Available	
St. Christopher Primary CATEGORY 1 Accommodation 75 POTABLE WATER Available	

St. George: Public Category 1 Shelters

Cuthbert Moore Primary CATEGORY 1 Accommodation 60 POTABLE WATER Available	
--	---

St. James: Public Category 1 Shelters

Gordon Greenidge Primary CATEGORY 1 Accommodation 50 POTABLE WATER Available	
Queens College CATEGORY 1 Accommodation 100 POTABLE WATER Available	

St. John: Public Category 1 Shelters

The Lodge School

CATEGORY 1

Accommodation 195

POTABLE WATER Available



St. Joseph: Public Category 1 Shelters

Eric Holder Municipal Complex

CATEGORY 1

Accommodation 100

POTABLE WATER Available



- **This facility is only used in the event of a hurricane**

St. Lucy: Public Category 1 Shelters

Ignatius Byer Primary

CATEGORY 1

Accommodation 35

POTABLE WATER Available

St. Michael: Public Category 1 Shelters

Combermere School

CATEGORY 1

Accommodation 100

POTABLE WATER Available

Charles F. Broome Memorial

CATEGORY 1

Accommodation

POTABLE WATER Available

Ellerslie Secondary School

CATEGORY 1

Accommodation 55

POTABLE WATER Available

Grazettes Primary

CATEGORY 1

Accommodation 50

POTABLE WATER Available

Harrison College

CATEGORY 1



Accommodation 50

POTABLE WATER Available

St. Michael: Public Category 1 Shelters

Parkinson Memorial CATEGORY 1 Accommodation 120 POTABLE WATER Available	
The University of the West Indies CATEGORY 1 Accommodation 100 POTABLE WATER Available	

St. Peter: Public Category 1 Shelters

All Saints Primary School CATEGORY 1 Accommodation 40 POTABLE WATER Available	
Coleridge and Parry School CATEGORY 1 Accommodation 165 POTABLE WATER Available	
Roland Edwards Primary CATEGORY 1 Accommodation 35 POTABLE WATER Available	

St. Philip: Public Category 1 Shelters

Hilda Skeene Primary CATEGORY 1 Accommodation 32 POTABLE WATER Available
--

St. Thomas: Public Category 1 Shelters

Hillaby/Turners Hall Primary

CATEGORY 1

Accommodation 35

POTABLE WATER Available

Lester Vaughan School

CATEGORY 1

Accommodation 115

POTABLE WATER Available

10
CATEGORY 1
PRIVATELY OWNED
SHELTERS

**Shelters which may be used
during a hurricane or
other emergency event.**

St. Andrew: Category 1 Privately Owned Shelters

Hillaby Seventh Day Adventist Church

CATEGORY 1

Accommodation 32

POTABLE WATER Available



St. James: Category 1 Privately Owned Shelters

Church of God Orange Hill

CATEGORY 1

Accommodation 34

POTABLE WATER Available

St. Lucy: Category 1 Privately Owned Shelters

Connell Town Pentecostal

House of Prayer

CATEGORY 1

Accommodation 50

POTABLE WATER Available

The William Donald George Parish Centre

St. Lucy Parish Church

CATEGORY 1

Accommodation 20

POTABLE WATER Available

St. Michael: Category 1 Privately Owned Shelters

Black Rock Seventh Day Adventist

CATEGORY 1

Accommodation 22

POTABLE Water Available

Dalkeith Methodist Church

CATEGORY 1

Accommodation 34

POTABLE WATER Available



Faith Wesleyan Holiness Church

CATEGORY 1

Accommodation 30

POTABLE WATER Available



St. Barnabas Day Care Centre

CATEGORY 1

Accommodation 46

POTABLE WATER Available

St. Philip: Category 1 Privately Owned Business Shelters

Six Roads

Church of Christ

CATEGORY 1

Accommodation 40

POTABLE WATER Available

Six Roads Seventh Day Adventist

CATEGORY 1

Accommodation 22

POTABLE WATER Available

37
CATEGORY 2
PUBLIC SHELTERS

**Shelters which may be used
after a hurricane or
other emergency event.**

Christ Church: Public Category 2 Shelters

Arthur Smith Primary CATEGORY 2 Accommodation 40 POTABLE WATER Available
Christ Church Girls CATEGORY 2 Accommodation 90 POTABLE WATER Available
Deighton Griffith Secondary CATEGORY 2 Accommodation 40 POTABLE WATER Available
Milton Lynch Primary CATEGORY 2 Accommodation 50 POTABLE WATER Available
St. Bartholomew Primary CATEGORY 2 Accommodation 35 POTABLE WATER Available

St. Andrew: Public Category 2 Shelters

A. DaCosta Edwards Primary CATEGORY 2 Accommodation 45 POTABLE WATER Available
--

St. George: Public Category 2 Shelters

Ellerton Primary CATEGORY 2 Accommodation 25 POTABLE WATER Available
St. George Primary CATEGORY 2 Accommodation 50 POTABLE WATER Available
St. George Secondary CATEGORY 2 Accommodation 80 POTABLE WATER Available

St. George: Public Category 2 Shelters

St. Luke/ Brighton Primary
CATEGORY 2
Accommodation 60
POTABLE WATER Available

St. James: Public Category 2 Shelters

Good Shepherd Primary
CATEGORY 2
Accommodation 40
POTABLE WATER Available

St. Silas Primary
CATEGORY 2
Accommodation 40
POTABLE WATER Available

West Terrace Primary
CATEGORY 2
Accommodation 40
POTABLE WATER Available



St. John: Public Category 2 Shelters

Mount Tabor Primary
CATEGORY 2
Accommodation 40
POTABLE WATER Available


St. Margaret's Primary
CATEGORY 2
Accommodation 40
POTABLE WATER Available

St. John Primary
CATEGORY 2
Accommodation 100
POTABLE WATER Available

St. Joseph: Public Category 2 Shelters

Grantley Adams Memorial
CATEGORY 2
Accommodation 120
POTABLE WATER Available

St. Joseph: Public Category 2 Shelters

St. Bernard's Primary CATEGORY 2 Accommodation 40 POTABLE WATER Available 
St. Joseph Primary CATEGORY 2 Accommodation 35 POTABLE WATER Available


St. Lucy: Public Category 2 Shelters

Daryll Jordan Secondary CATEGORY 2 Accommodation 150 POTABLE WATER Available 
Selah Primary CATEGORY 2 Accommodation 40 POTABLE WATER Available

St. Michael: Public Category 2 Shelters

Barbados Community College CATEGORY 2 Accommodation 60
Bay Primary CATEGORY 2 Accommodation 50 POTABLE WATER Available
George Lamming Primary CATEGORY 2 Accommodation 75 POTABLE WATER Available
Grantley Prescod Memorial CATEGORY 1 Accommodation 50 POTABLE WATER Available
Hindsbury Primary CATEGORY 2 Accommodation 70 POTABLE WATER Available

St. Michael: Public Category 2 Shelters

Lawrence T. Gay Memorial CATEGORY 1 Accommodation 40 POTABLE WATER Available
Luther Thorne Memorial CATEGORY 2 Accommodation 100 POTABLE WATER Available
Springer Memorial Secondary CATEGORY 2 Accommodation 66 POTABLE WATER Available
St. Ambrose Primary CATEGORY 2 Accommodation 40 POTABLE WATER Available
St. Leonard's Boys' Secondary CATEGORY 2 Accommodation 55 POTABLE WATER Available 
The St. Michael School CATEGORY 2 Accommodation 55 POTABLE WATER Available
Westbury Primary CATEGORY 2 Accommodation 55 POTABLE WATER Available

St. Philip: Public Category 2 Shelters

Bayley's Primary CATEGORY 2 Accommodation 45 POTABLE WATER Available
Princess Margaret Secondary CATEGORY 2 Accommodation 60 POTABLE WATER Available

St. Philip: Public Category 2 Shelters

Reynold Weekes Primary

CATEGORY 2

Accommodation 45

POTABLE WATER Available

St. Catherine's Primary

CATEGORY 2

Accommodation 44

POTABLE WATER Available

St. Thomas: Public Category 2 Shelters

Sharon Primary

CATEGORY 2


Accommodation 40

POTABLE WATER Water Available

17
CATEGORY 2
PRIVATELY OWNED
SHELTERS

**Shelters which may be used
after a hurricane or
other emergency event.**


Christ Church: Category 2 Privately Owned Shelters

Cane Vale Seventh Day Adventist Church CATEGORY 2 Accommodation 60
The Ivan Harewood Centre Christ Church Parish Church CATEGORY 2 Accommodation 75
Hawthorn Methodist Church CATEGORY 2 Accommodation 27
Salvation Army Church (Wotton) CATEGORY 2 Accommodation 14
St. Christopher Church CATEGORY 2 Accommodation 35
St. Matthias Church CATEGORY 2 Accommodation 23 POTABLE WATER Available 

St. George: Category 2 Privately Owned Shelters

St. George Parish Church CATEGORY 2 Accommodation 80

St. Lucy: Category 2 Privately Owned Business Shelters

St. Clement Centre St. Clement Church CATEGORY 2 Accommodation 30 
--

St. Michael: Category 2 Privately Owned Shelters

Government Hill Seventh Day Adventist CATEGORY 2 Accommodation 60
--

St. Michael: Category 2 Privately Owned Shelters

People's Cathedral Primary CATEGORY 2 Accommodation 60
St. Matthew's Church CATEGORY 2 Accommodation 35

St. Peter: Category 2 Privately Owned Shelters

The Salvation Army Lighthouse Centre (Women & Children Only) CATEGORY 2 Accommodation 12
St. Philip-the-Less Anglican Church CATEGORY 2 Accommodation 45 POTABLE WATER Available

St. Philip: Category 2 Privately Owned Shelters

Four Square Nazarene Church CATEGORY 2 Accommodation 35
Gemswick Nazarene Church CATEGORY 2 Accommodation 45
Ruby Nazarene Church CATEGORY 2 Accommodation 45
St. Catherine's Church CATEGORY 2 Accommodation 45

ADDITIONAL SHELTER INFORMATION

HOUSEHOLD DISASTER SUPPLY KIT

Listed below are the most important items for a Disaster Supply Kit. One should stock up and replenish as necessary, especially at the beginning of the Atlantic Hurricane Season (June 1):

- Two-weeks supply of prescription medicines.
- Two-weeks supply of non-perishable/special dietary foods.
- Drinking water in containers: 1 gal per person/per day for two weeks.
- Water purification kit (tablets, bleach, chlorine (plain) and iodine).
- Flashlights and batteries for each member of the family.
- Portable radio and extra batteries.
- First Aid book and kit including bandages, antiseptic, tape, compresses, non-aspirin pain reliever, anti-diarrhea medication.
- Two coolers (one to keep food and one for ice).
- Plastic tarp for roof/window repair, screening, tools, nails, etc.
- Infant necessities (medicine, sterile water, diapers, ready formula, bottles).
- Clean-up supplies (mop, buckets, towels, disinfectant).
- Non-electric can opener
- Plastic trash bags.
- Toilet paper, paper towels, hand sanitizer and pre-moisturized towelettes.
- Fire extinguisher.
- Complete set of clothes, shoes, gloves, rain gear etc.
- Personal sanitary items.
- Important documents (stored in water-tight plastic bags or plastic containers).

EMERGENCY SHELTERING

One of the realities of emergencies and disasters of all kinds is that people may be forced to leave their homes; because of the threat of a hazard impact or their homes may have been destroyed or damaged extensively by the event.

Shelter is a basic human need. In addition to water, food, health and personal care, shelter is crucial to survival in an emergency or disaster. In addition to survival, good shelter promotes the maintenance of health and safeguards the population from the potential negative impacts of exposure to the physical environment. However, emergency shelters are not expected to become permanent homes for evacuated persons.

Shelters are structurally sound buildings, in safe locations that are designated in the planning stages of Disaster Management Programmes to house victims of an emergency or disaster and to provide for their immediate needs. The period of occupation at these facilities is usually a very brief one extending not more than a few days, but may be lengthened depending on the severity of impact on the affected community.

Sheltering in a national emergency shelter should be your last resort. Persons should always make prior arrangements to seek shelter with family or friend. Wherever you go, take provisions with you. However, if you have to evacuate to a public shelter, you should follow the guidelines below:

- Be aware of emergency shelters located in your area. This information can be obtained from the Department of Emergency Management or from your District Emergency Organisation (DEO). Contact numbers can be found on page 41.
- Do not attempt to seek refuge in a shelter unless notified by authorities that it has been officially opened.
- Listen for evacuation advice and leave promptly when advised by authorities to do so.
- Recognize that a public shelter's primary function is to provide refuge, that is, a roof over your head.
- Pets, weapons, alcoholic beverages and narcotics will NOT be allowed in a shelter. Cigarette or cigar smoking will NOT be permitted.

BEFORE YOU LEAVE HOME

- Be sure your family is well fed if at all possible before you take them to the home of a friend or to a public shelter.
- Fill as many containers as possible with water. Fill bathtub and washing machine with water. (You may need this supply when you return.)
- Shut off water and electricity at their main switches. Do not touch any electrical equipment unless it is in a dry area or you are standing on a piece of dry wood with rubber footwear and gloves.
- Shut off valve on propane gas tank. Leave outside and anchor securely.
- Lock windows and doors.
- Have plenty of newspaper for sanitary purposes.
- No pets are allowed in Shelters. If possible, arrange to leave your pets with a friend or release pet(s) inside house. Do not leave any pet outside or tied up during a hurricane. Leave plenty of water. Remove toilet tank lid and raise toilet seat so pet can drink. Brace bathroom door to stay open.
- Take small valuables and the following important papers but travel light: Driver's license or other identification, bankbook/cards, insurance policies, property inventory and photos, device to convey special medical information. Shelter Managers will not be responsible for the storage of valuable items.

WHEN YOU ARE LEAVING HOME

- Leave early, in daylight if possible.
- Avoid already flooded areas. Do not attempt to cross any stretch of floodwaters.
- Do not drive where water is over roads. Under those floodwaters, the road could already be washed away. The rising waters could lift your car and carry it away. There may be no available help on site.
- Drive carefully; do not travel further than necessary. Roads may be jammed or blocked.
- Take extra precautions if you are told to evacuate at night. Darkness hides the flood dangers. If you suddenly find yourself driving through floodwaters and your car stalls, get out immediately and climb to higher ground. A stranded automobile could become a coffin.
- When you have found a safe refuge, stay put! Many people have lost their lives trying to go from one place to another.

AT THE SHELTER

If you know that your home is not secure or safe, or if you have been advised by the Department of Emergency Management (D.E.M) to evacuate, go to the nearest Emergency Shelter.

Bring the following items to the Shelter for your health and comfort:-

1. BLANKET
 2. PILLOW
 3. COT OR SLEEPING BAG
 4. FLASH LIGHT PORTABLE RADIO AND BATTERIES
 5. MEDICATION
 6. SPECIAL FOODS (Diet, Baby Food etc.)
 7. DIAPERS AND OTHER BABY NEEDS
 8. EXTRA CLOTHING, SHOES, EYE GLASSES ETC
 9. BOOKS, PLAYING CARDS, QUIET GAMES AND TOYS FOR SMALL CHILDREN
 10. AT LEAST THREE (3) DAYS SUPPLY OF WATER AND FOOD
- Register each member of your family/group as soon as you enter the Shelter.
 - If conflicts arise between shelter occupants, the shelter manager will decide the course of action.
 - Remember keeping the shelter facility clean and sanitary is everyone's responsibility.

THINGS TO DO AT THE START OF THE HURRICANE SEASON

- Check on these emergency items: water, boots, raincoats, flashlights and batteries, battery powered radio, battery-powered lamp, matches, hurricane shutters, etc.
- Clear all limbs and rotten tree branches which look as if they might damage your property.
- **DO NOT** attempt to cut branches or trees that may fall or have fallen on the wires.
- **DO NOT** pack refrigerator or freezer with lots of perishable foods.
- Have on hand simple First-Aid supplies.
- Stock up on 4-5 days' supply of food that does not need cooking or refrigeration.
- Open flame lamps and candles create a possible fire hazard. Use flashlights or battery powered lamps.
- Be sure you have adequate insurance coverage.
- Check your roof annually for loose screws or nails and damaged roof sheeting. Repair and replace as necessary.
- If you are a Business owner, take the necessary precautions. If a storm threatens, secure your building. Cover windows and cover and move equipment/furniture to a secure area. ALWAYS protect your data with backup files. If dependent on data processing, consider storage at an alternate site. Also, make provisions for alternate communications and power.

WHAT TO DO WHEN A HURRICANE WATCH IS GIVEN

- Listen for weather updates on the local radio and television stations. Do not trust rumours, and stay tuned to the latest information.
- Check your disaster supplies kit. Obtain any needed items.
- Refill prescriptions. Maintain at least a two-week supply during the hurricane season.
- Clear yard of potential flying debris. E.g. patio furniture, potted plants, bicycles and trash cans.
- Clean containers for drinking water and bathtubs for storing clean water. Plan on three gallons per person, per day for all uses.
- Protect your windows and glass doors. If shutters have not been installed, you may also use pre-cut plywood. NOTE: tape does not prevent windows from breaking, so taping windows is not recommended.
- Fill your car's gas tank and check oil, water and tires. Remember that gas pumps do not operate without electricity.
- If you own a boat, secure it early.
- Owners of swimming pools should leave them filled and super-chlorinated. (cover the filtration system)
- Get cash. Banks and ATMs will not be in operation without electricity and few stores will be able to accept credit cards, debit cards or personal checks.
- Always have some form of personal identification on your person – ID Card, Driver's Licence or Passport.

WHAT TO DO WHEN A HURRICANE WARNING IS GIVEN

- Listen to the advice of local officials, and leave your location if they tell you to do so.
- Complete preparation activities. Make sure your windows are protected and home secured.
- If you are not advised to evacuate, stay indoors, and away from windows.
- Have at least a two-week supply of non-perishable foods.
- During the storm, stay inside and away from windows, skylights and glass doors. Find a safe area in your home - an interior, reinforced room, closet or bathroom at ground level.
- Wait for official All Clear. Do not be fooled by the storm's calm "eye". The worst part of the hurricane occurs once the "eye" passes over and the winds blow from the opposite direction. Trees, shrubs, buildings and other objects damaged by the first winds can be further destroyed by the second winds.
- If you lose power, turn off major appliances to reduce the possibility of damage.
- Be alert for storm surges that may result in further damages to properties along coastal areas.
- If flooding threatens your home, turn off electricity at the main breaker.


WHAT TO DO WITH YOUR PETS

Pet owners are responsible for the protection of their pets during disaster events. If you plan to evacuate, plan for your pet as well. Pets are not allowed in public emergency shelters so it is advisable to make prior arrangements to shelter pets. If you go to friends or relatives, and if it is okay to take your pets; also take your Pet Survival Kit as well.

Pet Survival Kit

- Proper ID collar/tag
- Carrier or cage
- Leash
- Ample food supply (at least two weeks) - moist food is recommended to preserve water
- Water/food bowls
- Any necessary medication/s
- Plenty of newspaper for sanitary purposes

After the disaster event has passed, be careful in allowing your pets outside as familiar scents and landmarks may have been altered causing your pets to become confused and lost. Also, downed power lines, damaged buildings and animals and insects brought with the disaster could also present real dangers to your pet. Take care not to allow your pet to consume food or water which may have become contaminated.



HURRICANE TERMS

- **Tropical Wave:** A kink or bend in the normally straight flow of surface air in the tropics which forms a low-pressure trough, or pressure boundary, and showers and thunderstorms. Can develop into a tropical cyclone.
- **Tropical Depression:** A tropical cyclone with maximum sustained winds near the surface of less than 39 mph.
- **Tropical Storm:** Tropical cyclone with winds of 39 to 74 mph.
- **Tropical Storm Watch:** Tropical storm conditions (34 to 73 mph) are expected within 48 hours.
- **Tropical Storm Warning:** Tropical storm conditions (34 to 73 mph) are expected within 36 hours.
- **Tropical Storm All Clear:** This means that the storm has left the area, but caution should prevail.
- **Hurricane:** A tropical cyclone with winds of 74 mph or more. Normally applied to such storms in the Atlantic Basin and the Pacific Ocean east of the International Date Line.
- **Hurricane Watch:** Hurricane conditions are possible and may threaten land within 48 hours.
- **Hurricane Warning:** Hurricane conditions are expected to make land-fall within 36 hours.
- **Hurricane All Clear:** This means that the hurricane has left the area, but caution should prevail.
- **Storm surge:** The dome of water that builds up as a hurricane moves over water. As this water comes ashore with the storm, it causes flooding (usually a hurricane's biggest killer).
- **Eye:** The low-pressure center of a hurricane. Winds are normally calm and sometimes the sky clears.

HURRICANE TERMS

- **Eye wall:** The ring of thunderstorms that surrounds a hurricane's eye. The heaviest rain, strongest winds and worst turbulence are normally in the eye wall.
- **Knot:** A measure of speed. To convert nautical miles to miles or knots to miles per hour, multiply by 1.15. To convert miles to nautical miles or miles per hour to knots, divide by 1.15.
- **Millibar:** A metric measurement of air pressure.
- **Barometric Pressure:** The force exerted on a surface of unit area caused by the weight of the air column above, atmospheric pressure. It indicates the presence and movement of weather patterns and affects many physical measurements.
- **North Atlantic Basin/Atlantic Basin):** The Atlantic Ocean north of the equator, the Caribbean Sea, and the Gulf of Mexico.

LIST OF DISTRICT EMERGENCY ORGANISATIONS

DISTRICT	CHAIRPERSON	TELEPHONE NOS.
CHRIST CHURCH EAST CENTRAL	Mr. Rawle Sealy	829-5617 (C)
CHRIST CHURCH SOUTH	Ms. Marseta Walcott	420-2010 (H)
CHRIST CHURCH WEST	Mr. Ian Smitten	228-7855 (H) 245-7606 (C) 549-6022 (C)
ST. ANDREW	Ms. Hyacinth Ramsey	422-9159 (H) 261-7419 (C)
ST. GEORGE NORTH	Mr. Roderick Yard	425-2349 (H) 696-0974 (C)
ST. GEORGE SOUTH	Mr. Roger Padmore	230-6493 (C)
ST. JAMES CENTRAL	Mr. Selwyn Brooks	421-9101 (H) 232-7381 (C)
ST. JAMES NORTH	Ms. Kimberley Agard	232-8377 (C)
ST. JAMES SOUTH	Mr. David Hall	548-0146 (H) 257-2641 (C)
ST. JOHN	Mr. Dale Currency	838-3740 (C)
ST. JOSEPH	Ms. Heather Walrond	433-8927 (H) 247-0954 (C)
ST. LUCY	Ms. Rontae Johnson-Annius	439-8169 (H) 268-5122 (C)
ST. MICHAEL NORTH EAST	Mr. Peterson Yearwod	834-3724 (C)
ST. MICHAEL EAST	Mr. Kirt Trotman	851-4222 (C)
ST. MICHAEL NORTH WEST	Ms. Doriel Gill-Skinner	425-6370 (H) 240-8559 (C)
ST. MICHAEL SOUTH CENTRAL	Mr. Barton Green	242-0748 (C)

DISTRICT	CHAIRPERSON	TELEPHONE NOS.
ST. MICHAEL NORTH	Mr. John Downes	425-4798 (H) 847-8333 (C)
ST. MICHAEL SOUTH EAST	Ms. Sophia Greaves-Broome	426-1157 (W) 832-4130 (C)
ST. MICHAEL SOUTH	Mr. Leonard Headley	240-1729 (C)
CITY OF BRIDGETOWN	Mr. Samuel Holder	831-5900 (C) 245-7939 (C)
ST. PETER	Mr. Dave Hurley	430-5129 (W) 243-6009 (C)
ST. PHILIP NORTH	Ms. Maria Mayers	423-9592 (H) 236-4909 (C)
ST. PHILIP SOUTH	Mrs. Sharon-Rose Gittens	423-0383 (H) 230-3641 (C)
ST. PHILIP WEST	Mr. Harold Weir	423-0610 (H) 845-6423 (C)
ST. THOMAS	Mr. Ronald Springer	249-8275 (C)

